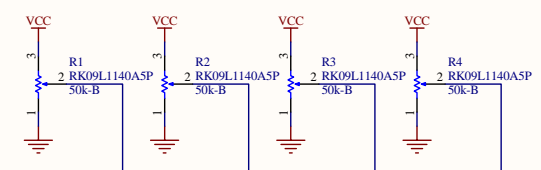


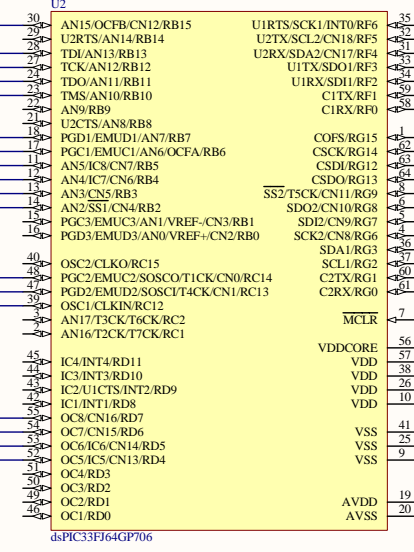
**PARAM1 PARAM2 PARAM3 PARAM4**



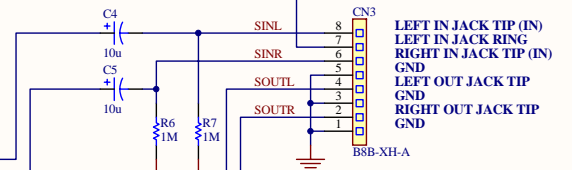
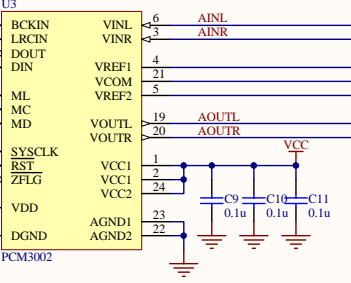
**LED**



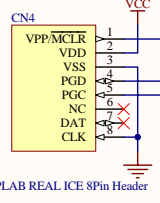
**dsPIC**



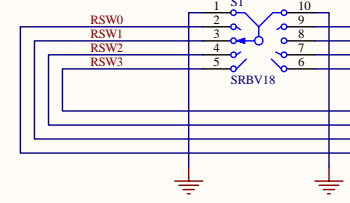
**A/D D/A**



**ICE Connector**



**Rotary Switch**



8 LEFT IN JACK TIP (IN)  
7 LEFT IN JACK RING  
6 RIGHT IN JACK TIP (IN)  
5 GND  
4 LEFT OUT JACK TIP  
3 GND  
2 RIGHT OUT JACK TIP  
1 GND

1:EX SWITCH 1  
2:GND  
3:EX SWITCH 2  
4:GND